



**RIU Explorers Conference**

**Fremantle February 2009**

**“Quarter on Quarter Growth”**

Les Davis - Managing Director

ASX: SLR

ABN: 38 108 779 782

[www.silverlakeresources.com.au](http://www.silverlakeresources.com.au)

# Important Notice and Disclaimer



*Silver Lake Resources Limited has prepared this presentation based on information available to it. No representation or warranty, express or implied, is made as to the fairness, accuracy, completeness or correctness of the information, opinions and conclusions contained in this presentation.*

*To the maximum extent permitted by law, none of Silver Lake Resources Limited, its directors, employees or agents, advisers, nor any other person accepts any liability, including, without limitation, any liability arising from fault or negligence on the part of any of them or any other person, for any loss arising from the use of this presentation or its contents or otherwise arising in connection with it.*

*This presentation is not an offer, invitation, solicitation or other recommendation with respect to the subscription for, purchase or sale of any security, and neither this presentation nor anything in it shall form the basis of any contract or commitment whatsoever. This presentation may contain forward looking statements that are subject to risk factors associated with gold exploration, mining and production businesses. It is believed that the expectations reflected in these statements are reasonable but they may be affected by a variety of variables and changes in underlying assumptions which could cause actual results or trends to differ materially, including but not limited to price fluctuations, actual demand, currency fluctuations, drilling and production results, reserve estimations, loss of market, industry competition, environmental risks, physical risks, legislative, fiscal and regulatory changes, economic and financial market conditions in various countries and regions, political risks, project delay or advancement, approvals and cost estimates.*


*The information in this presentation that relates to mineral resources and exploration results are based on information compiled by Mr Christopher Banasik who is a Member of the Australasian Institute of Mining and Metallurgy. Any statement herein, direct or implied, as to a potential gold deposit is conceptual in nature and a reference to the targeted gold potential and not to any JORC compliant Mineral Resource. Mr Banasik is a full time employee of Silver Lake Resources Ltd, and has sufficient experience which is relevant to the style of mineralisation under consideration to qualify as a Competent Person as defined in the 2004 edition of the JORC Code. Mr Banasik has given his consent to the inclusion in this presentation of the matters based on the information in the form and context in which it appears.*



# Agenda



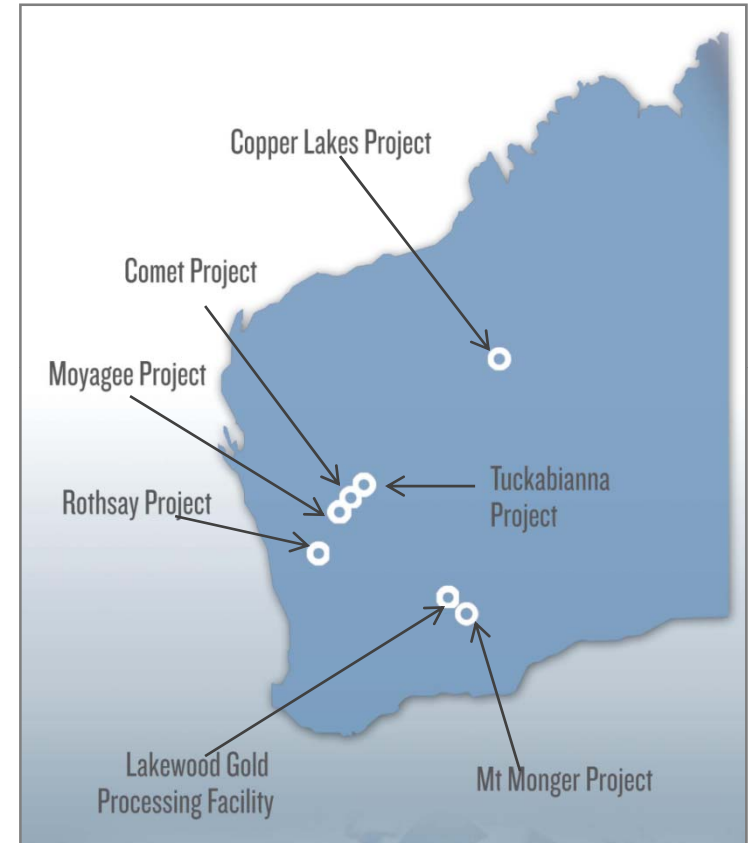
1. Company Overview
2. Milestones
3. Gold Fundamentals
4. Strategy and Objectives
5. Mount Monger Operations
6. Murchison Projects
7. Finance
8. Summary



# Company Overview



- ASX Code SLR
- Issued Securities 153.4M shares
- Market Cap \$41M (@ \$0.27)
- Unlisted Options 26.7M
- Cash & Bullion \$6.7M (31 December 2008)
- Directors
  - Les Davis - Managing Director
  - Chris Banasik - Director Exploration and Geology
  - Paul Chapman - Chairman
  - Peter Johnston - Non Executive Director
  - Brian Kennedy - Non Executive Director
  - David Griffiths - Non Executive Director



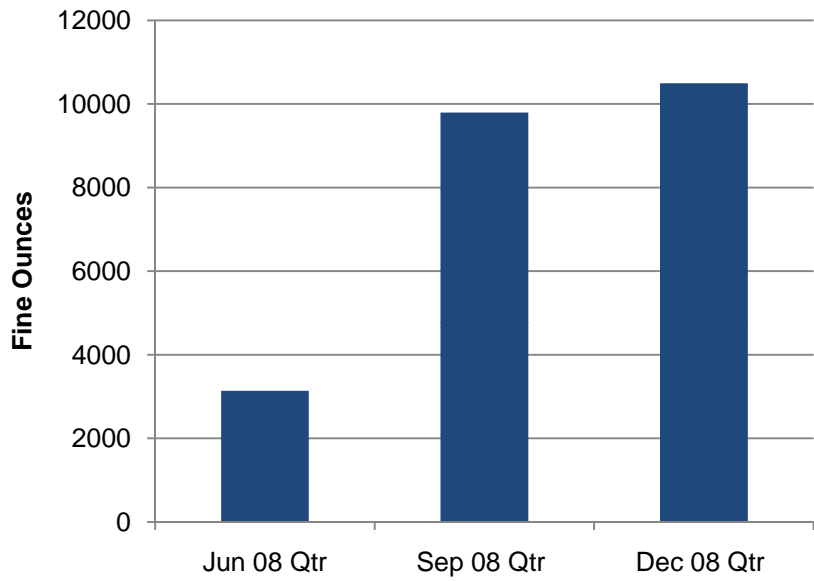
# Milestones



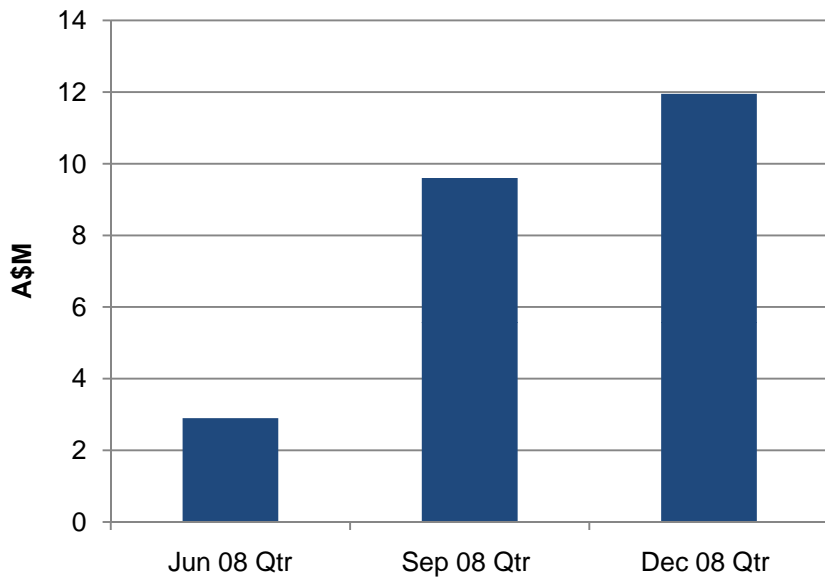
- ✓ December 2007 Quarter
  - Acquired projects (830,000 oz Au JORC resource)
  - Acquired 300,000 tpa processing facility
  - First ore production - Daisy Milano
- ✓ March 2008 Quarter
  - Commenced drilling
  - Acquired Comet
- ✓ June 2008 Quarter
  - Commissioned processing facility
  - First gold pour
- ✓ September 2008 Quarter
  - Ramped up to 35,000 to 40,000 oz Au per annum rates
- ✓ December 2008 Quarter
  - Total resources of 1.5Moz Au
  - Positive cashflow ~\$1million per month




# Quarter on Quarter Growth



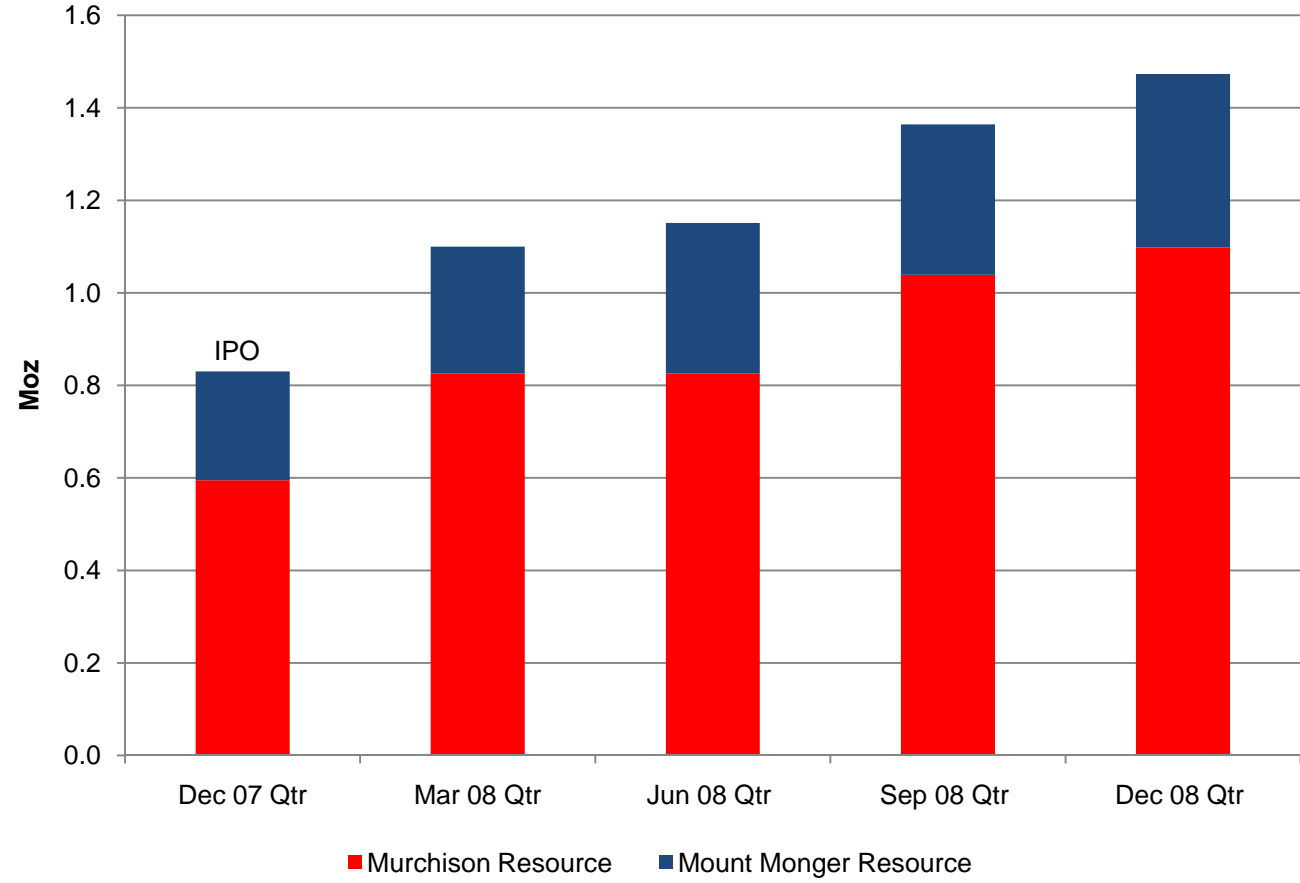
Gold Sales



Revenue



# Resource Growth

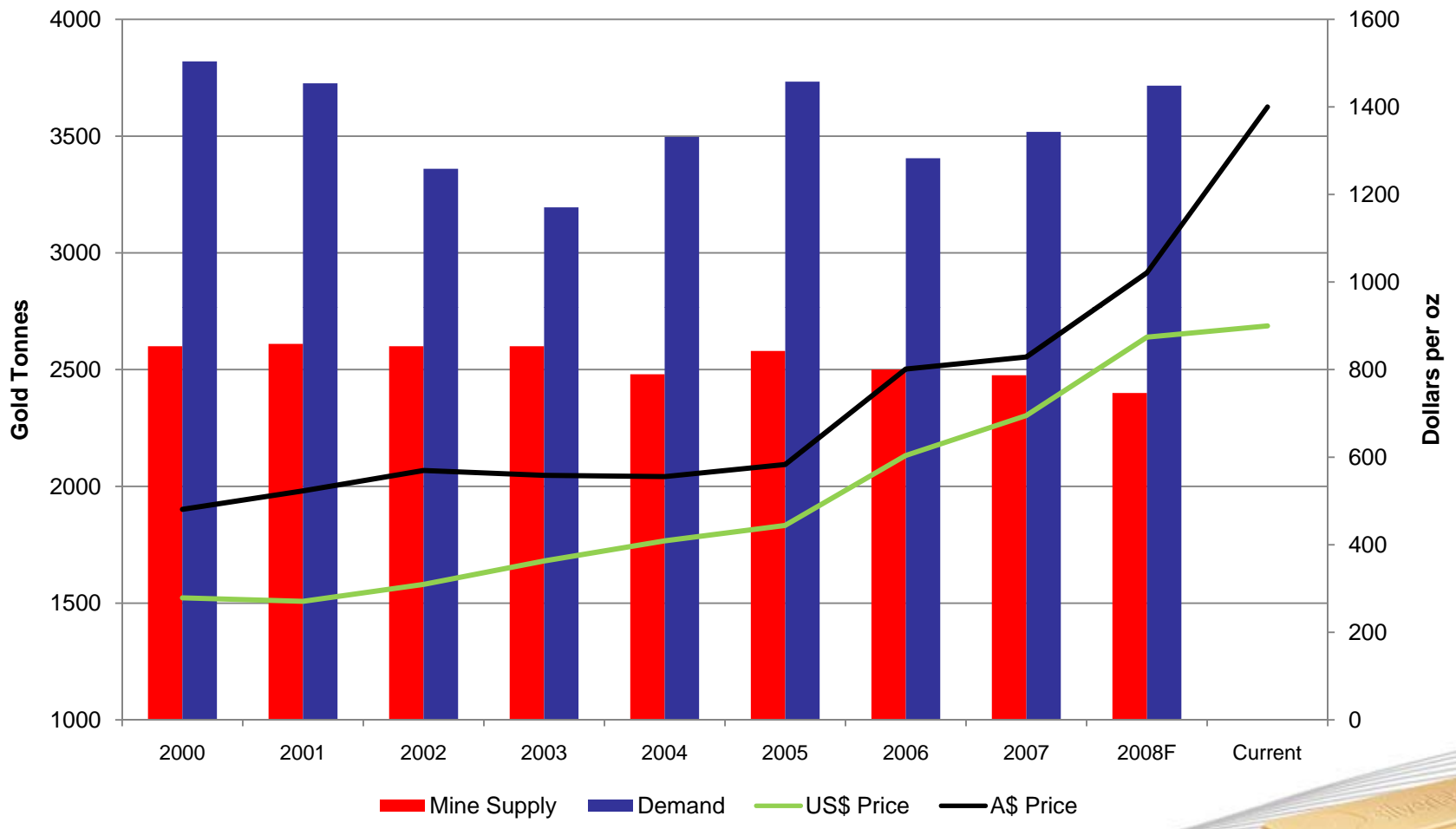


SLR exploration cost <A\$10oz

SLR acquisition cost \$7oz



# Gold Fundamentals



Data Source: World Gold Council

Agenda item 3



# Strategy & Objectives



## CORPORATE STRATEGY

- Build a disciplined, low cost, long life, gold business

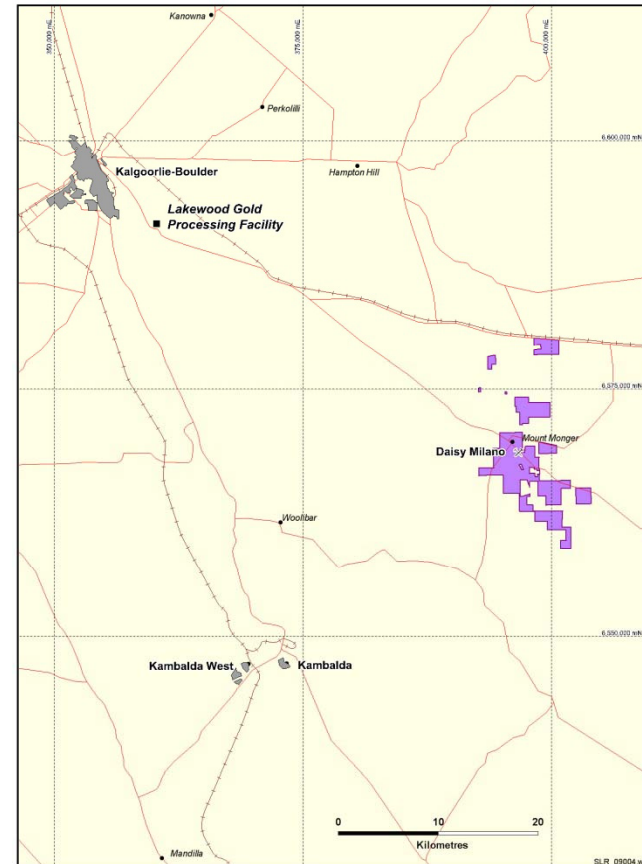
## BUSINESS OBJECTIVES

- Multiple mines and multiple mining centres
- Ounces and margin
- Exploration growth
- Sound financial position



# Mount Monger - Background

- 50 km south east of Kalgoorlie:
  - suppliers / personnel / infrastructure
- Historic production >400,000 oz Au:
  - multiple underground and open cut mines
  - high grade mineralised system
  - unconsolidated gold field until 2003
- Producing from Daisy Milano mine
  - 251,000 tonnes @ 30.8 g/t Au (249,000 oz)
  - 400 metre strike length
  - >1000 oz per vertical metre



# Lakewood Gold Processing Facility



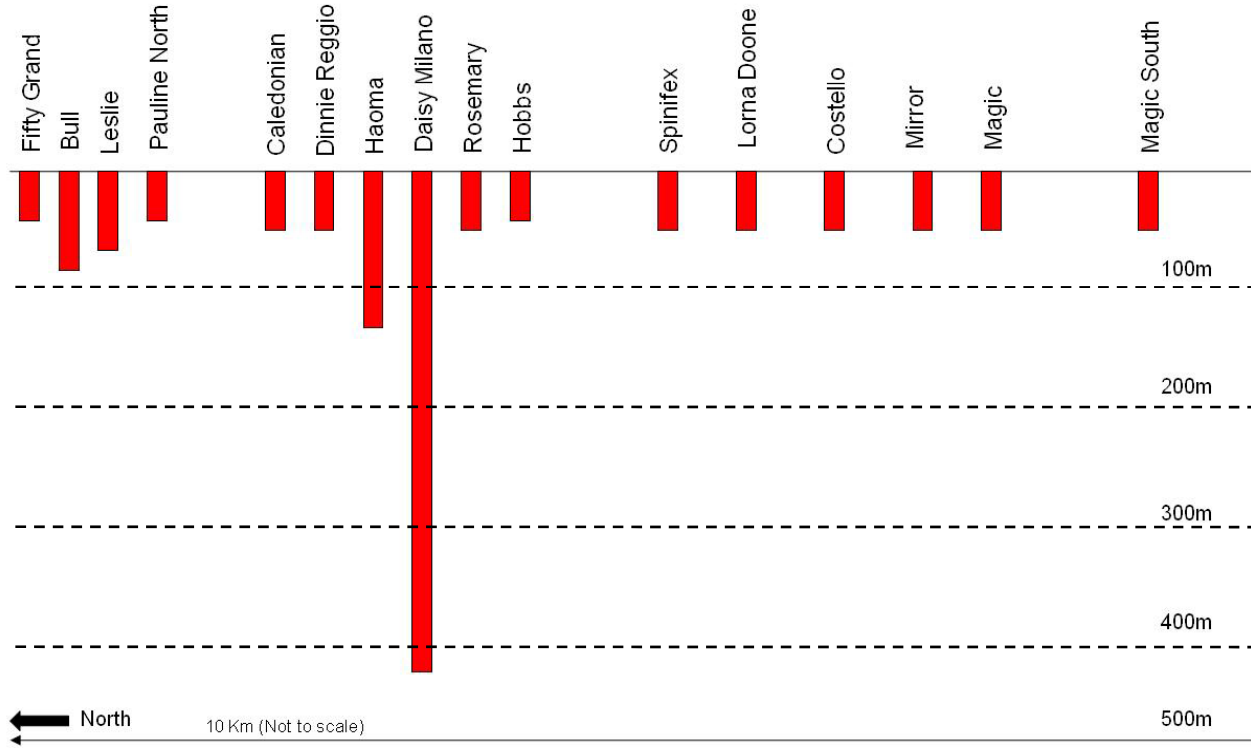
- Located 45 km from Daisy Milano and 5 km south east of Kalgoorlie
- Acquired November 2007:
  - \$2.4M
  - refurbishment complete
  - new gravity circuit
- 300,000 tpa capacity:
  - mains power
  - process water
- 96% recovery (+80% via gravity circuit)
- Potential feed sources:
  - 150,000 tpa from underground
  - 150,000 tpa from open pit



# Mount Monger Fly Through



# Multi Mine Operation & Potential At Depth



Historic Mined Grade	
Daisy Main	28.4 g/t
Milano (Upper)	33.8 g/t
Milano (Lower)	15.6 g/t
Rosemary	27.4 g/t
Haoma	28.9 g/t
Dinnie Reggio	32.6 g/t
Caledonian	7.9 g/t
Pauline	11.8 g/t
Leslie	21.8 g/t
Bull	28.6 g/t
<b>Average</b>	<b>23.7 g/t</b>



# Scaling Up

## UNDERGROUND

- Daisy Milano
  - 35,000 to 40,000 oz Au per annum
  - significant high grade shoot south of dyke
  - 5 year life of mine
- Haoma and Caledonian
  - early exploration success

## OPEN PIT

- Christmas Flats
  - project approvals in March 2009 quarter
- Mining Studies
  - Costello
  - Lorna Doone
  - Mirror

## LAKEWOOD MILL

- Assessing low capital expansion options



High Grade Mineralisation 21 Level at Daisy Milano

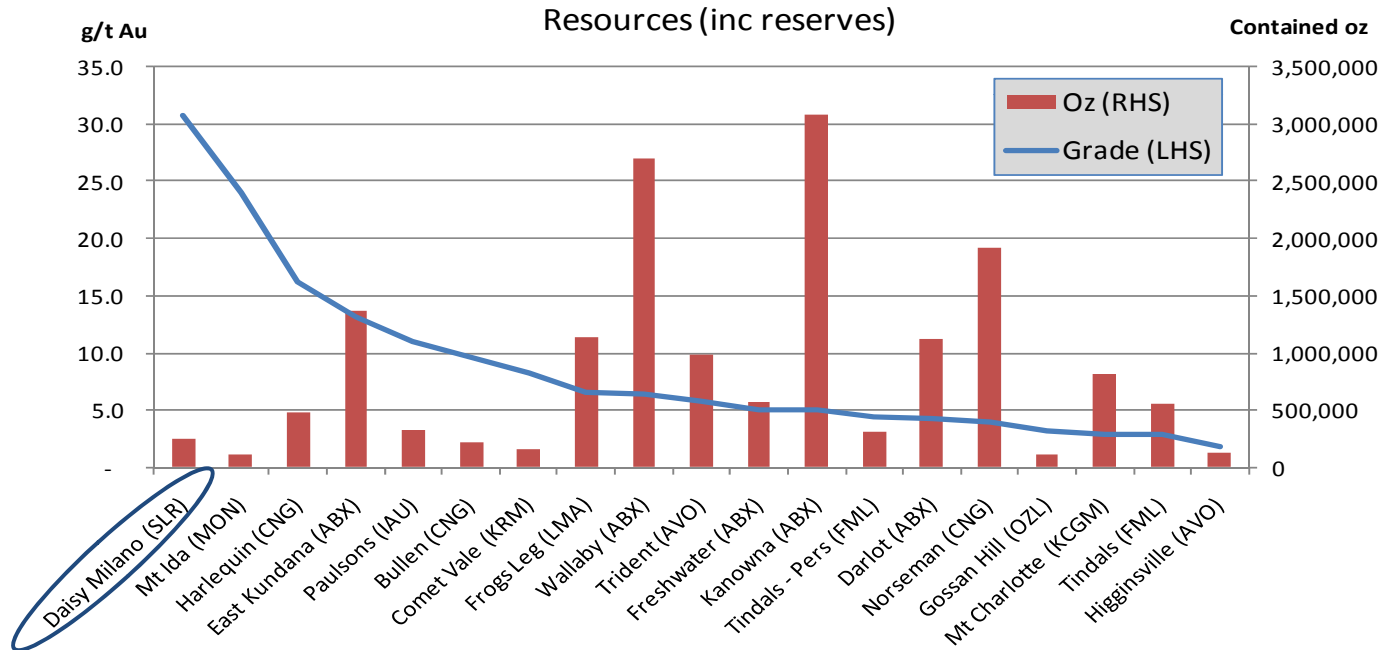


# Quality of Resource - Underground



- Silver Lake has the highest grade underground resource base of Western Australian gold mines
- Growth will come from the product of margin and volume

## WA Underground Gold Mines



Source: MinMet Data Oct 2008



# Exploration

- Due diligence report (2003):
  - 2.0 to 4.5Moz Au
  - 9 independent zones <500 m depth
- Geology:
  - multiple lines of mineralisation
  - 10 km strike
- Past exploration:
  - grossly under explored
  - 3% of holes >100 m
  - restricted due to multiple owners
- Exploration plan:
  - near mine underground and open pit targets
  - step out drilling



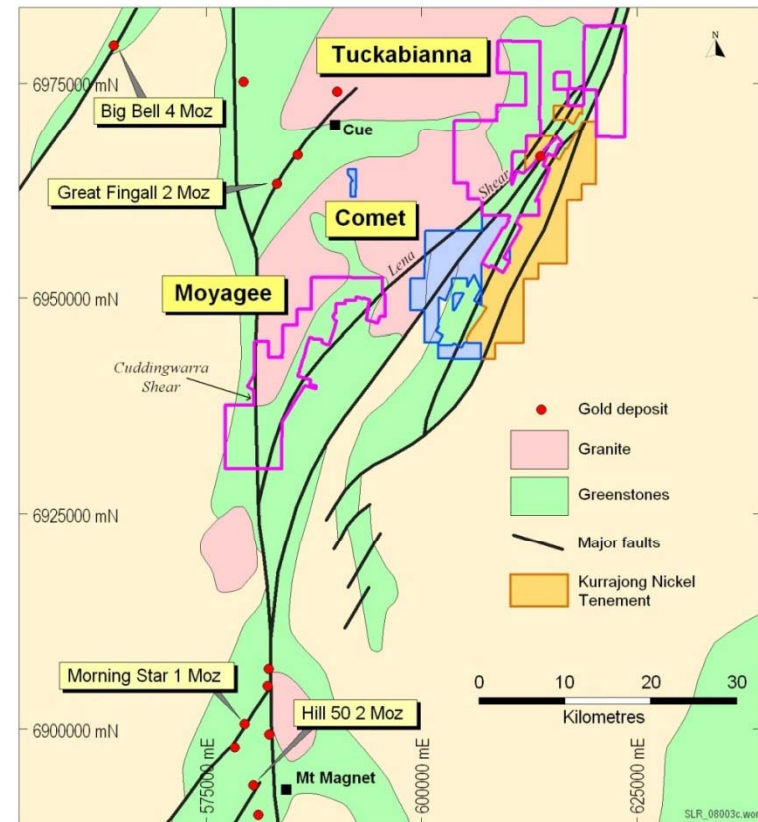
Hayden Parry – Senior Mine Geologist at Daisy Milano



# Murchison Projects Summary



- 7,821,800 tonnes at 3.80 g/t Au for 965,400 oz
- Surrounded by multi Moz Au deposits
- 65 km strike
- Under drilled >100 m
- Exploration upside 3Moz Au
  - low capital options

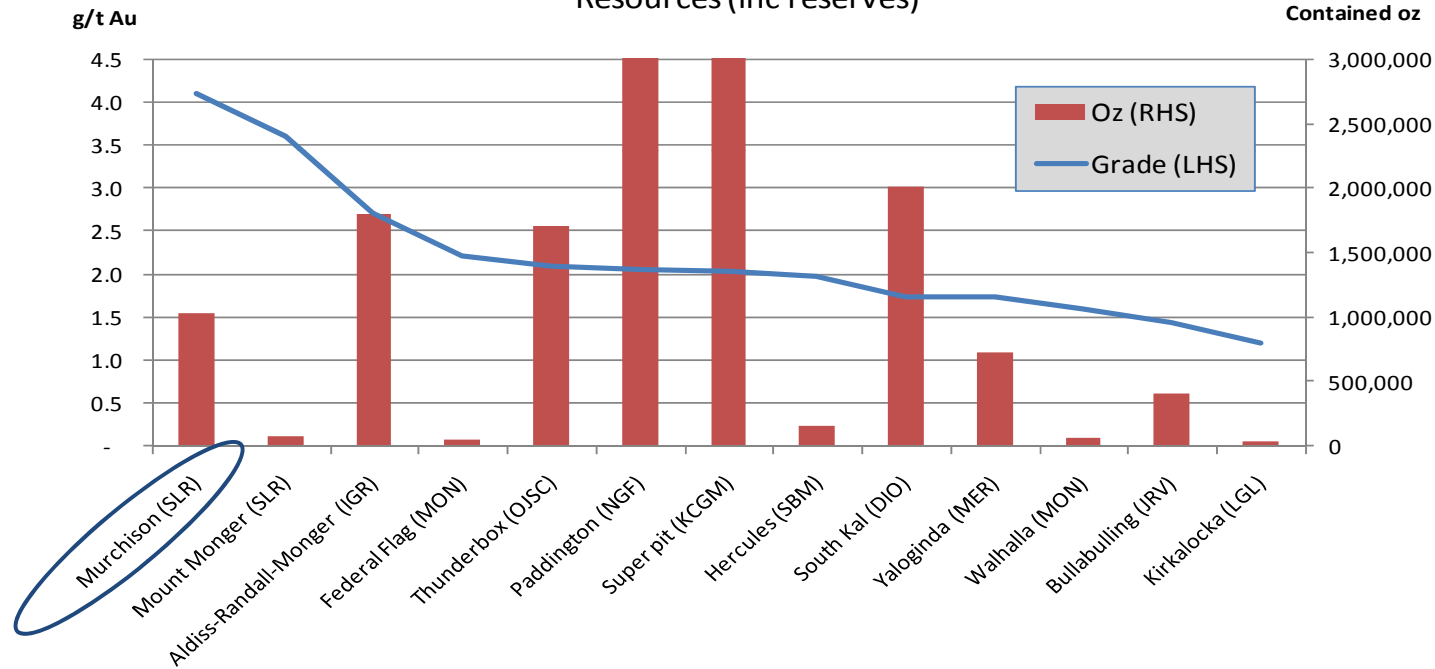


# Quality of Resource - Open Pit



- Murchison projects offer high grade open pit production

**WA Open Pit Gold Mines**  
Resources (inc reserves)



Source: MinMet Data Oct 2008



- Financial position (31 December 2008):
  - Cash & bullion: \$6.7M
- Positive cashflow ~\$1M per month
- No debt
- No hedging
- Corporate :
  - consolidation inevitable
  - mergers, joint ventures and acquisitions



44.7 kg Dore = ~1,150 fine ounces

# Why Silver Lake Resources?



- Experienced and capable team
- High grade producing asset:
  - >35,000 oz Au per annum
  - 300,000 tpa processing facility
- Emerging open pit production:
  - pipeline of economic resources
- Positive cashflow
- Significant exploration upside:
  - 1.5Moz Au resource base
  - 2 to 5Moz Au potential
- Growth:
  - two large production centres
  - multiple surface and underground mines



Gold Ore from Daisy Milano 23 Level





# Presentation Appendix

ASX: SLR

ABN: 38 108 779 782

[www.silverlakeresources.com.au](http://www.silverlakeresources.com.au)

# Resource Tabulation



Deposit	Measured Resources			Indicated Resources			Inferred Resources			Total Resources		
	Ore t '000s	Grade g/t Au	Total Oz Au '000s	Ore t '000s	Grade g/t Au	Total Oz Au '000s	Ore t '000s	Grade g/t Au	Total Oz Au '000s	Ore t '000s	Grade g/t Au	Total Oz Au '000s
Daisy Milano	93.6	37.9	114.1	65.4	20.8	43.7	92.0	30.8	91.2	251.0	30.8	249.0
Christmas Flats	-	-	-	206.5	3.5	23.0	247.2	3.5	28.0	453.7	3.5	51.0
Costello	-	-	-	-	-	-	94.0	3.7	11.2	94.0	3.7	11.2
Lorna Doone	-	-	-	-	-	-	111.0	4.0	14.3	111.0	4.0	14.3
Magic	-	-	-	-	-	-	288.2	5.3	49.4	288.2	5.3	49.4
<b>Total Mount Monger</b>	<b>93.6</b>	<b>37.9</b>	<b>114.1</b>	<b>272.0</b>	<b>7.6</b>	<b>66.7</b>	<b>832.4</b>	<b>7.3</b>	<b>194.1</b>	<b>1,198.0</b>	<b>9.7</b>	<b>374.9</b>
Comet	-	-	-	1,709.1	3.6	198.3	572.2	5.1	92.9	2,281.2	4.0	291.2
Moyagee	-	-	-	-	-	-	820.2	8.5	224.2	820.2	8.5	224.2
Tuckabianna	-	-	-	2,327.1	2.8	212.1	2,393.2	3.1	237.9	4,720.3	3.0	450.0
<b>Total Murchison</b>	<b>-</b>	<b>-</b>	<b>-</b>	<b>4,036.2</b>	<b>3.2</b>	<b>410.4</b>	<b>3,785.6</b>	<b>4.6</b>	<b>554.9</b>	<b>7,821.8</b>	<b>3.8</b>	<b>965.4</b>
Rothsay	-	-	-	-	-	-	591.2	7.0	132.9	591.2	7.0	132.9
<b>Total Silver Lake</b>	<b>93.6</b>	<b>37.9</b>	<b>114.1</b>	<b>4,308.2</b>	<b>3.4</b>	<b>477.2</b>	<b>5,209.2</b>	<b>5.3</b>	<b>881.9</b>	<b>9,610.9</b>	<b>4.8</b>	<b>1,473.1</b>



# Contact



## Head Office:

31 Malcolm Street

West Perth WA 6005

Phone: +61 8 6313 3800

Fax: +61 8 6313 3888

Website: [www.silverlakeresources.com.au](http://www.silverlakeresources.com.au)

## Contact:

Les Davis

*Managing Director*

Mobile: 0428 273 501

[ldavis@silverlakeresources.com.au](mailto:ldavis@silverlakeresources.com.au)

Chris Banasik

*Director of Exploration and Geology*

Mobile: 0428 956 911

[cbanasik@silverlakeresources.com.au](mailto:cbanasik@silverlakeresources.com.au)

